



## I-7570

Serial to HART Converter

### Features

- Support HART Short / Long frame
- Support HART Burst mode
- Support point-to-point or multi-drop HART mode
- Support connecting up to 15 HART slave devices
- Provide utility tool for module configuration and HART communication
- Provide PWR / TxD / RxD indication LED
- Isolated COM 1: RS-232 / RS-422 / RS-485
- 4kV ESD Protection
- Built-in Watchdog
- Selectable 250Ω load resistor

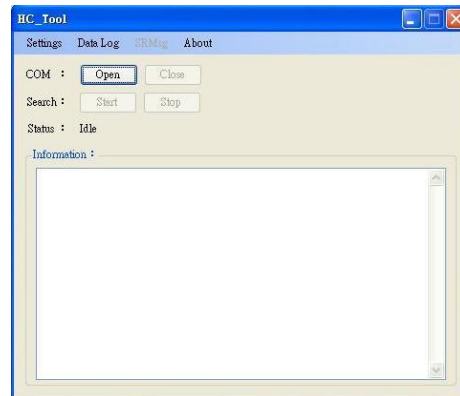


### Introduction

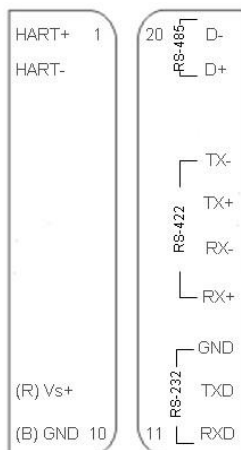
The I-7570 is a Serial to HART converter designed as the master device of HART protocol. It allows users to access the HART slave by using RS-232 / RS-422 / RS-485. These HART slave devices may be a transmitter, actuator, current output device and so forth. In addition, by using the I-7570 utility tool, users can configure module and test HART communication easily and quickly.

### Utility Features

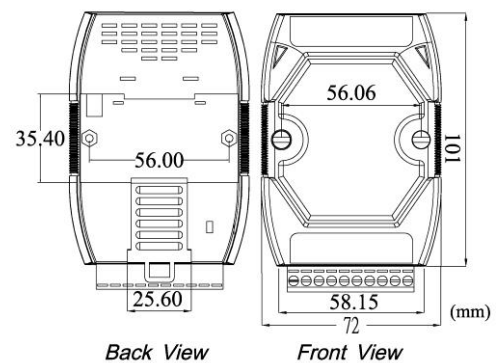
- Provide module configuration and HART communication easily and quickly.
- Provide HART devices search automatically.
- Provide diagnostic Information of HART device.
- Provide data logging for HART communication.



### Pin Assignments



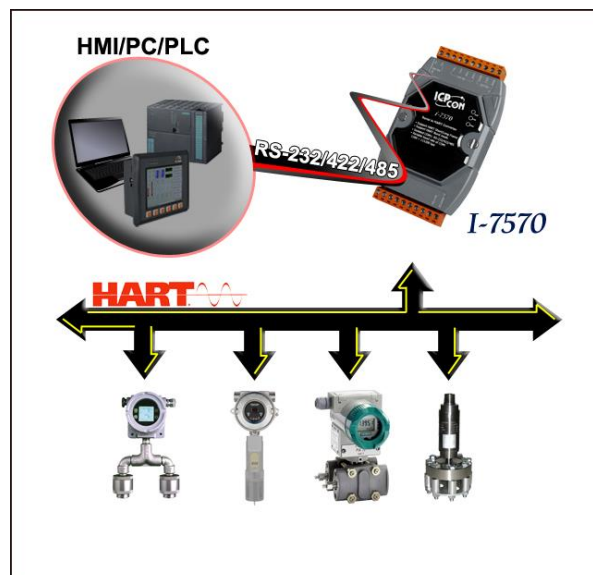
### Dimensions (Units: mm)



## Specifications

UART Interface	
COM 1	RS-232 (Tx / Rx / GND) / RS-422 / RS-485
COM 1 Connector	9-pin screwed terminal block
Baud Rate (bps)	115200
Data Format	O(odd parity), 8(data bit), 1(stop bit)
HART Interface	
HART Interface	2-pin screwed terminal block
HART Channel	1
LED	
Round LED	PWR / TxD / RxD
Power	
Power supply	Unregulated +10 ~ +30 VDC
Protection	Power reverse polarity protection, Over-voltage brown-out protection
Power Consumption	Maximum : 1W
Mechanism	
Installation	DIN-Rail or Wall Mounting
Dimensions	121mm x 72mm x 35mm (H x W x D)
Environment	
Operating Temperature	-25 to 75 °C
Storage Temperature	-30 to 75 °C
Humidity	5 to 95% RH, non-condensing

## Application



## Ordering Information

<b>I-7570 CR</b>	Serial To HART Converter (Gray Cover) (RoHS)
------------------	--